



# ESPN NHL<sup>®</sup> HOCKEY



2K4  
SEGA

**WARNING: READ BEFORE USING YOUR PLAYSTATION®2  
COMPUTER ENTERTAINMENT SYSTEM.**

A very small percentage of individuals may experience epileptic seizures when exposed to certain light patterns or flashing lights. Exposure to certain patterns or backgrounds on a television screen or while playing video games, including games played on the PlayStation 2 console, may induce an epileptic seizure in these individuals. Certain conditions may induce previously undetected epileptic symptoms even in persons who have no history of prior seizures or epilepsy. If you, or anyone in your family, has an epileptic condition, consult your physician prior to playing. If you experience any of the following symptoms while playing a video game – dizziness, altered vision, eye or muscle twitches, loss of awareness, disorientation, any involuntary movement, or convulsions – IMMEDIATELY discontinue use and consult your physician before resuming play.

**WARNING TO OWNERS OF PROJECTION TELEVISIONS:**

Do not connect your PlayStation 2 console to a projection TV without first consulting the user manual for your projection TV, unless it is of the LCD type. Otherwise, it may permanently damage your TV screen.

**USE OF UNAUTHORIZED PRODUCT:**

The use of software or peripherals not authorized by Sony Computer Entertainment America may damage your console and/or invalidate your warranty. Only official or licensed peripherals should be used in the controller ports or memory card slots.

**HANDLING YOUR PLAYSTATION 2 FORMAT DISC:**

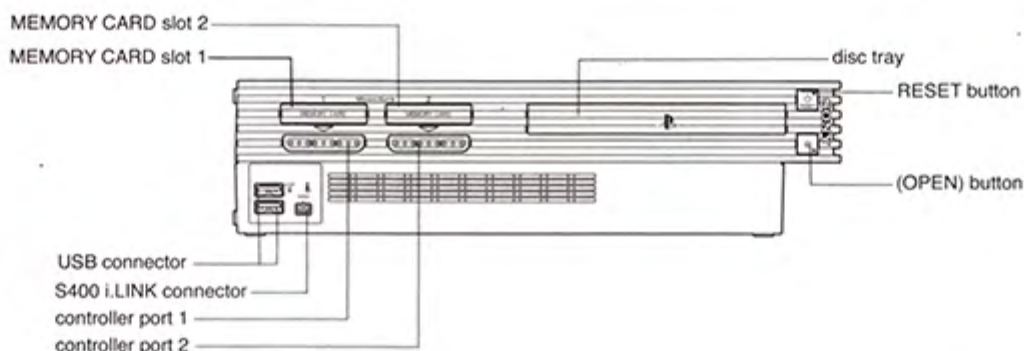
- This disc is intended for use only with PlayStation 2 consoles with the NTSC U/C designation.
- Do not bend it, crush it or submerge it in liquids.
- Do not leave it in direct sunlight or near a radiator or other source of heat.
- Be sure to take an occasional rest break during extended play.
- Keep this compact disc clean. Always hold the disc by the edges and keep it in its protective case when not in use. Clean the disc with a lint-free, soft, dry cloth, wiping in straight lines from center to outer edge. Never use solvents or abrasive cleaners.

## CONTENTS

<b>Getting Started . . . . .</b>	<b>2</b>
<b>Starting Up . . . . .</b>	<b>3</b>
<b>Control Summary . . . . .</b>	<b>5</b>
<b>Network Play . . . . .</b>	<b>19</b>
<b>Online Menu. . . . .</b>	<b>20</b>
<b>Credits. . . . .</b>	<b>23</b>

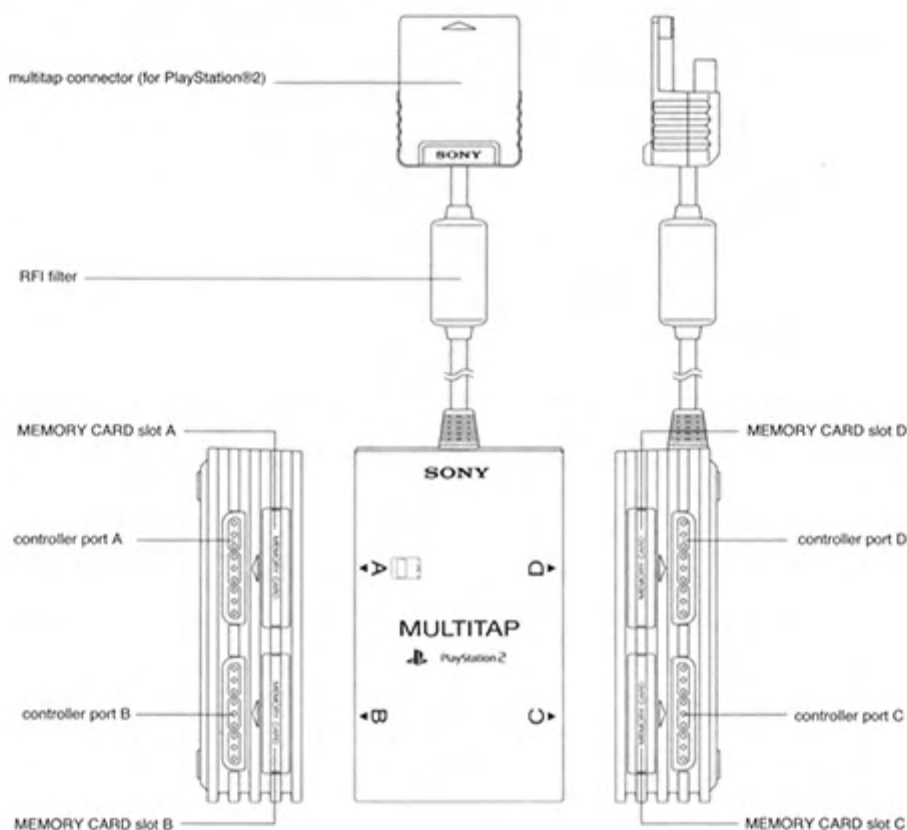
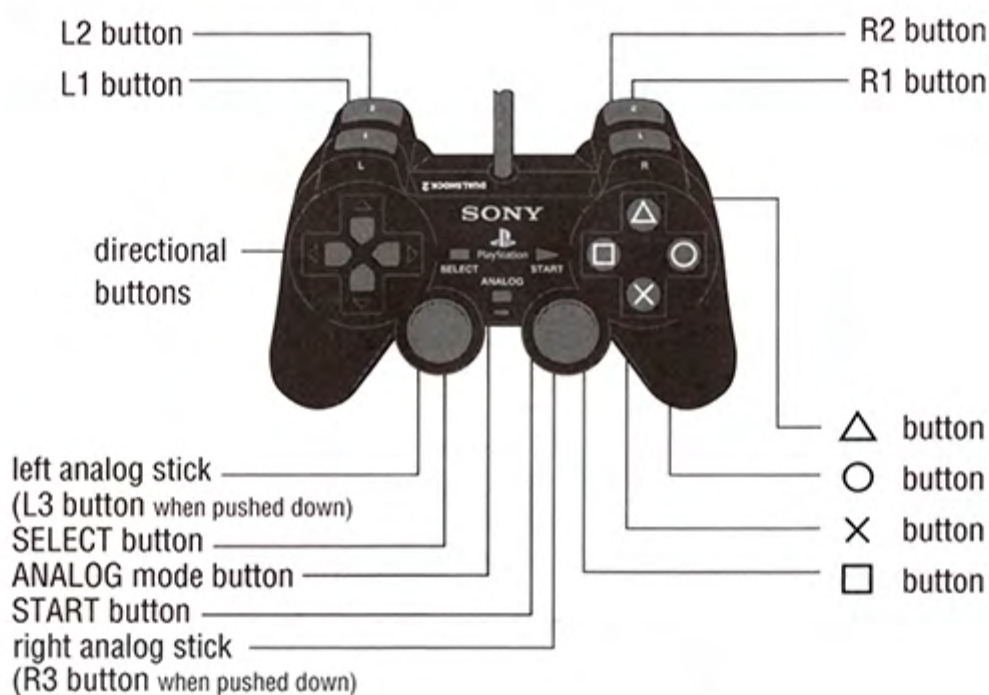
**Note: Visit <http://www.espnvideogames.com/nhl/> for an enhanced ESPN NHL Hockey manual detailing all the features available this year.**

## GETTING STARTED



**Set up your PlayStation®2 computer entertainment system according to the instructions in its Instruction Manual. Make sure the MAIN POWER switch (located on the back of the console) is turned on. Press the RESET button. When the power indicator lights up, press the open button and the disc tray will open. Place the ESPN NHL® Hockey disc on the disc tray with the label side facing up. Press the open button again and the disc tray will close. Attach game controllers and other peripherals, as appropriate. Follow on-screen instructions and refer to this manual for information on using the software.**

## DUALSHOCK®2 ANALOG CONTROLLER CONFIGURATIONS



ESPN NHL ® Hockey is more than just the game of hockey. It is taking on anyone, anytime, anywhere. It is feeling the impact of a precision hit and splitting the D with a skilled skater. It is the battle for the puck and the glory of burying it in the back of the net. It is achieving milestones and setting the standard for others to follow. It is everything you'd want in a hockey game and nothing you'd expect. ESPN NHL ® Hockey - true to the NHL.

Just a few of this year's new features:

- **Groundbreaking Graphics Engine** – Pushing the hardware to new limits, player models and faces, environmental effects, arenas, cut-scenes, uniforms and more are meticulously detailed - raising realism to a new level.
- **Top-Notch Commentary** – A superstar booth features the best in the business, as ESPN's Gary Thorne and Bill Clement deliver smart play-by-play and color commentary with convincing situational analysis and true ESPN flavor.
- **The Skybox** – Admire as you acquire; unlock in-game features and customize your skybox with items that are earned by surpassing current NHL records and achieving other in-game milestones.
- **Got Skills?** – Put your skills to the test against the NHL's best as you compete for the title in all of the NHL's All-Star skills challenges.
- **Mini-Games Galore** – Plenty of extras to keep you busy outside of the traditional game including "Mini-Rink," a fast-paced 2 on 2 intense hockey experience, Pond Hockey, and enhanced skills events.
- **Know Your History** – Honoring the tradition and heritage of the NHL, playable historic teams and vintage jerseys let you indulge in some the most legendary eras in the sport of hockey.
- **Online Play** – Hook it up and experience epic battles online with seamless gameplay for the PlayStation®2 computer entertainment system with voice chat and more!

## CONTROL SUMMARY

### MENU CONTROLS

- left analog stick** . . . . . Move highlight and **directional button**
- L3** button . . . . . Sorts player in roster (click **left analog stick**)
- R3** button . . . . . View Player Card (click **right analog stick**)
- L1** button . . . . . Cycle back through options
- R1** button . . . . . Cycle forward through options
- X** button . . . . . Select / Advance / Cycle forward through options
- button . . . . . Randomize teams / Cycle backward through options
- button . . . . . View / Dismiss Help Overlay
- ▲** button . . . . . Return to previous screen
- R2** button . . . . . Cycle forward through options
- L2** button . . . . . Cycle backward though options
- START** button . . . . . Advance

## CLASSIC CONTROLS

### OFFENSE

**Faceoff** (Classic, Intermediate, and Advanced)

- left analog stick** . . . . . Aim pass
- X** button . . . . . Draw puck / Pass
- button . . . . . Control skater facing-off
- button . . . . . Switch user-controlled player
- START** button . . . . . Pause game

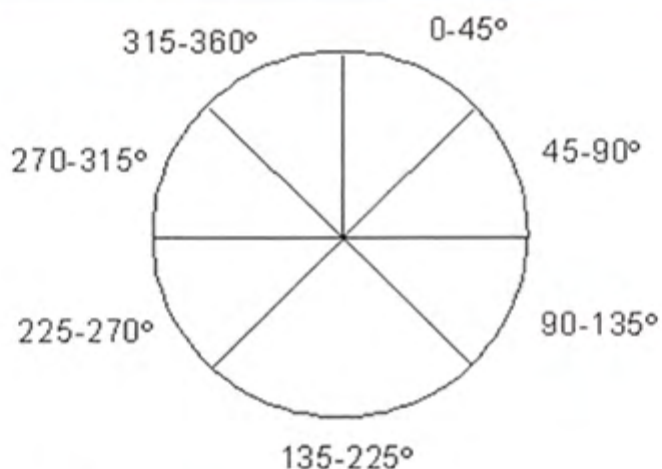
### Offense with puck

- left analog stick** . . . . . Move skater
- right analog stick** . . . . . Total Control Dekes (see below)
- directional button** . . . . . UP: Switch forward lines, DOWN: Switch defensive lines, LEFT or RIGHT: Change strategies
- + R1** button . . . . . LEFT: Decrease aggression level, RIGHT: Increase aggression level
- L1** button . . . . . Protect puck
- R1** button . . . . . Speed burst
- X** button . . . . . Pass / Press and hold for a flip pass
- button . . . . . Speed burst
- button . . . . . Snap shot / Press and hold for a slap shot
- ▲** button . . . . . Dump
- + left analog stick** . . . . . Hold to deke / Release to shoot
- L2** button . . . . . Sidestep
- R2** button . . . . . Sidestep
- START** button . . . . . Pause game



## Coach's Tip – Total Control Deks

This new feature allows you to perform 7 special moves with the right analog stick. The chart below shows the move performed by moving the right analog stick in a given direction.



0-45° = Short deke right

45-90° = Long deke right (for skaters with high puck-handling rating)

90-135° = Side-step right (does not let go of the puck)

135-225° = Full stop (does not let go of the puck)

225-270° = Side-step left (does not let go of the puck)

270-315° = Long deke left (for skaters with high puck-handling rating)

315-359° = Short deke left



### **Coach's Tip – One Timer**

**A one-timer is when an offensive skater catches and shoots the puck in one quick motion. The speed of the one-timer can deny the goalie enough time to react, making it easier to score a goal. To perform a one-timer when passing to a computer-controlled skater, press the **X** button to pass and immediately press the **■** button, before the other player receives the puck. During multiplayer games, to perform a one-timer when another skater passes you the puck, press the **■** button before the puck reaches you.**



### **Offense without puck**

- left analog stick** . . . . . Move skater
- + **right analog stick** . . . . Skate backwards  
(any direction)
- directional button** . . . . . Change lines / strategies
- + **R1** button . . . . . Change aggression
- L1** button . . . . . Grab puck from the air
- R1** button . . . . . Speed burst
- X** button . . . . . Change skaters / Hold to select goalie
- button . . . . . Check / Hold for a speed burst
- button . . . . . One-timer / Hook
- ▲** button . . . . . Deflection
- L2** button . . . . . Sidestep
- R2** button . . . . . Sidestep

### **Board Pinned** (Classic, Intermediate, and Advanced)

- left analog stick** . . . . . Move skater
- X** button . . . . . Change skaters
- button . . . . . Elbow
- button . . . . . Kick puck

### **Penalty Shot**

- left analog stick** . . . . . Move skater
- L1** button . . . . . Sidestep
- R1** button . . . . . Speed burst
- button . . . . . Speed burst
- button . . . . . Shoot
- ▲** button . . . . . Hold to deke / Release to shoot

## DEFENSE

- left analog stick** . . . . . Move skater
- + **right analog stick** . . . . Skate backwards  
(any direction)
- directional button** . . . . . UP: Switch forward lines, DOWN:  
Switch defensive lines, LEFT or  
RIGHT: Change strategies
- + **R1 button** . . . . . LEFT: Decrease aggression level,  
RIGHT: Increase aggression level
- L1 button** . . . . . Grab puck from the air
- R1 button** . . . . . Speed burst
- X button** . . . . . Change skaters / Hold to select goalie
- button** . . . . . Check / Hold for a speed burst
- button** . . . . . Poke check / Hook (depending on  
situation)
- ▲ button** . . . . . Block / Dive (depending on situation)
- R2 button** . . . . . Sidestep
- L2 button** . . . . . Sidestep
- START button** . . . . . Pause game

### Goalie Without Puck (Classic and Intermediate)

- left analog stick** . . . . . Move goalie
- directional button** . . . . . Change lines / strategies
- + **R1 button** . . . . . Change aggression
- L1 button** . . . . . Best stance
- R1 button** . . . . . Position goalie
- X button** . . . . . Change skaters
- button** . . . . . Slash / Press and hold for check
- button** . . . . . Poke check / Dive
- ▲ button** . . . . . Save / Best stance

**Goalie With Puck** (Classic, Intermediate, and Advanced)

**left analog stick** . . . . . Move goalie

✕ button . . . . . Pass

● button . . . . . Leave puck

■ button . . . . . Clear

▲ button . . . . . Cover

**Goalie Holding Puck** (Classic, Intermediate, and Advanced)

**left analog stick** . . . . . Move goalie

✕ button . . . . . Drop puck and pass

● button . . . . . Drop puck

■ button . . . . . Drop clear

▲ button . . . . . Cover

**Board Pin** (Classic, Intermediate, and Advanced)

**left analog stick** . . . . . Move skater

✕ button . . . . . Change skaters

● button . . . . . Check

■ button . . . . . Push

▲ button . . . . . Cancel pin

**FIGHTING** (Classic, Intermediate, and Advanced)

✕ button . . . . . Duck / Avoid

● button . . . . . Grab

■ button . . . . . Punch

## INTERMEDIATE CONTROLS

### OFFENSE

**Faceoff** (see Classic Controls)

#### Offense with puck

**left analog stick** . . . . . Move skater

**right analog stick** . . . . . Total Control Dekes (see description in Classic Controls)

**directional button** . . . . . UP: Switch forward lines, DOWN: Switch defensive lines, LEFT or RIGHT: Change strategies

+ **R1** button . . . . . LEFT: Decrease aggression level, RIGHT: Increase aggression level

**R1** button . . . . . Speed burst

**✕** button . . . . . Pass

**●** button . . . . . Protect puck

**■** button . . . . . Snap shot / Press and hold for a slap shot

**▲** button . . . . . Dump

+ **L1** button . . . . . Hold to deke / Release to shoot

**START** button . . . . . Pause game

### **Offense without puck**

- left analog stick** . . . . . Move skater
- + **right analog stick** . . . . Skate backwards  
(any direction)
- directional button** . . . . . Change lines / strategies
- + **R1** button . . . . . Change aggression
- R1** button . . . . . Speed burst
- X** button . . . . . Change skaters
- + **L1** button . . . . . Change to last man back
- button . . . . . Check
- + **L1** button . . . . . Hook
- button . . . . . One-timer / Deflection
- ▲** button . . . . . Poke check
- + **L1** button . . . . . Poke dive
- R2** button . . . . . Shot block / Knee drop
- + **L1** button . . . . . Select goalie (w/ Goalie Control  
on MANUAL)
- L2** button . . . . . Grab puck from the air

### **Board Pinned** (see Classic Controls)

#### **Penalty Shot**

- left analog stick** . . . . . Move skater
- R1** button . . . . . Speed burst
- ▲** button . . . . . Dump
- + **L1** button . . . . . Hold to deke / Release to shoot
- button . . . . . Protect puck
- button . . . . . Shoot

## DEFENSE

- left analog stick** . . . . . Move skater
- + **right analog stick** . . . . Skate backwards  
(any direction)
- directional button** . . . . . UP: Switch forward lines, DOWN:  
Switch defensive lines, LEFT or  
RIGHT: Change strategies
- + **R1 button** . . . . . LEFT: Decrease aggression level,  
RIGHT: Increase aggression level
- R1 button** . . . . . Speed burst
- X button** . . . . . Change skaters
- + **L1 button** . . . . . Change to last man back
- button** . . . . . Check
- + **L1 button** . . . . . Hook
- button** . . . . . Shoot loose puck
- ▲ button** . . . . . Poke check
- + **L1 button** . . . . . Poke dive
- R2 button** . . . . . Shot block / Knee drop
- + **L1 button** . . . . . Select goalie (w/ Goalie Control  
on MANUAL)
- L2 button** . . . . . Grab puck from the air

**Goalie Without Puck** (see Classic Controls)

**Goalie With Puck** (see Classic Controls)

**Goalie Holding Puck** (see Classic Controls)

**Board Pin** (see Classic Controls)

**FIGHTING** (see Classic Controls)



## OFFENSE

**Faceoff** (see Classic Controls)

### Offense with puck

**left analog stick** . . . . . Move skater

**right analog stick** . . . . . Total Control Dekes  
(see Classic Controls)

**directional button** . . . . . UP: Switch forward lines, DOWN:  
Switch defensive lines, LEFT or  
RIGHT: Change strategies

+ **R1** button . . . . . LEFT: Decrease aggression level,  
RIGHT: Increase aggression level

**R1** button . . . . . Speed burst

**X** button . . . . . Pass

+ **L1** button . . . . . Flip pass

**●** button . . . . . Protect puck

+ **L1** button . . . . . Hold to deke / Release to shoot

**■** button . . . . . Wrist / Snap shot

+ **L1** button . . . . . Slap shot

**▲** button . . . . . Dump

**START** button . . . . . Pause game

## **Offense without puck**

- left analog stick** . . . . . Move skater
- + **right analog stick** . . . . Skate backwards  
(any direction)
- directional button** . . . . . Change lines / strategies
- + **R1** button . . . . . Change aggression
- R1** button . . . . . Speed burst
- X** button . . . . . Change skaters
- + **L1** button . . . . . Change to last man back
- button . . . . . Check
- + **L1** button . . . . . Hook
- button . . . . . One-timer / Deflection
- ▲** button . . . . . Poke check
- + **L1** button . . . . . Poke dive
- R2** button . . . . . Shot block / Knee drop
- + **L1** button . . . . . Select goalie (w/ Goalie Control  
on MANUAL)
- L1** button . . . . . Grab puck from the air

## **Board Pinned** (see Classic Controls)

### **Penalty Shot**

- left analog stick** . . . . . Move skater
- R1** button . . . . . Speed burst
- button . . . . . Protect puck
- + **L1** button . . . . . Hold to deke / Release to shoot
- button . . . . . Wrist / Snap shot
- + **L1** button . . . . . Slap shot
- ▲** button . . . . . Dump

## DEFENSE

- left analog stick** . . . . . Move skater
- + **right analog stick** . . . . Skate backwards  
(any direction)
- directional button** . . . . . UP: Switch forward lines, DOWN:  
Switch defensive lines, LEFT or  
RIGHT: Change strategies
- + **R1 button** . . . . . LEFT: Decrease aggression level,  
RIGHT: Increase aggression level
- R1 button** . . . . . Speed burst
- X button** . . . . . Change skaters
- + **L1 button** . . . . . Change to last man back
- button** . . . . . Check
- + **L1 button** . . . . . Hook
- button** . . . . . Shoot loose puck
- ▲ button** . . . . . Poke check
- + **L1 button** . . . . . Poke dive
- R2 button** . . . . . Shot block / Knee drop
- + **L1 button** . . . . . Select goalie (w/ Goalie Control  
on MANUAL)
- L2 button** . . . . . Grab puck from the air

### **Goalie Without Puck**

- left analog stick** . . . . . Move goalie
- R1** button . . . . . Position goalie
- X** button . . . . . Change skaters
- + **L1** button . . . . . Stance down / Back sprawl
- button . . . . . Slash / Press and hold for check
- + **L1** button . . . . . Stance up
- button . . . . . Poke check
- + **L1** button . . . . . Dive poke
- ▲** button . . . . . Save / Best stance
- + **L1** button . . . . . Stacked pads stance

**Goalie With Puck** (see Classic Controls)

**Goalie Holding Puck** (see Classic Controls)

**Board Pin** (see Classic Controls)

**FIGHTING** (see Classic Controls)

Select Network Play from the Main Menu to experience a whole new level of competition with ESPN NHL Hockey online!

### **Creating a Network Configuration:**

- On the Network Configurations Screen, select CONFIG MANAGER.
- On the Network Setting Screen, select ADD SETTING.
- Follow onscreen instructions.
- Press the **X** button when complete to save your settings.
- On the Confirm Overlay, to test your connection, highlight YES and press the **X** button.
- Press the Circle button to restart the game.

### **Logging On:**

- On the Network Configurations Screen, select a saved Internet service provider setting and press the **X** button to log on.
- If you've already created a User Account, enter your User Name and Password and press the **START** button to advance. (If not, see Creating a New Account below).

### **Creating a New Account:**

- On the Online Authentication Screen, select NEW ACCOUNT.
- On the Create Account Screen, enter account information using the Virtual Keyboard.
- Press the **START** button to advance.

## ONLINE MENU

### Play

On the Online Lobbies Screen, you select the game lobby you wish to enter.

- Press the **R1** or **L1** button to cycle forward or backward through the available modes (Exhibition, Amateur, Rookie, Pro, All-Star, Hall of Famer, Mini-Rink, and Skills).

**Note:** To set your game options, first select Options from the Online Menu.

### Exhibition

Select Exhibition to play an unranked game.

- Highlight a user and press the **X** button. An overlay will appear.
- Select CHALLENGE. If the user accepts, the Team Select Screen will appear.

**Note:** In the Team Select Screen, and thereafter in gameplay, if you and your competitor each own a USB headset, you can talk to one another as you play.

**Note:** Voice chat is not supported on dial-up modem connections

### Amateur, Rookie, Pro, All-Star, and Hall of Famer

These lobbies work the same as the Exhibition lobby. However, wins and losses in these lobbies count towards the Leader Boards. Also, the lobby you select will determine the game's difficulty setting.

### Mini-Rink

Mini-Rink is a fast-paced outdoor game with two skaters on each side.

## Skills

Challenge another player to a sequence of tests to see whose skills are the best. The cumulative score from the six events is compiled to arrive at the overall winner.

- **1 on 1:** Each starting skater on each team gets two chances to score on the opposing goalie. The team with the most goals wins.
- **Hardest Shot:** Fire the puck into an empty net as hard as you can. Each starting player gets two shots.
- **Breakaway Relay:** Just like 1 on 1, except that after shooting, each player has to skate back to the blue line to let the next player go.
- **Accuracy:** 4 targets, 9 pucks, and 25 seconds per player. Break the targets as quickly as you can, using the least amount of pucks that you can.
- **Puck Control:** Navigate the cones as quickly as possible without losing control of the puck.
- **Fastest Skater:** Try to get the fastest overall time skating around the rink. Each starting skater gets a chance.

### **Latest News**

The Latest News Screen gives you all the latest news pertaining to ESPN Hockey Online.

### **Leader Boards**

The Online Leader Board Screen displays the online player rankings for each mode except Exhibition.

### **Downloads**

The Roster Downloads Screen allows you to download the latest NHL rosters, making it quick and easy to keep ESPN NHL Hockey current with trades and other roster movement.

### **Options**

The Game Settings Screen allows you to set the game options for the games that you create.

### **Sign Out**

Select Sign Out to log off from the network.



## **Kush Games**

### **Executive Producer**

Umrao Mayer

### **Technical Director**

Philip Watts

### **Art Director**

Al Spong

### **Director of Software Engineering**

Romain Soson

### **Director of Graphics**

George Simmons

## **ESPN NHL Hockey Development Team**

### **Project Managers**

Randy Sasaki

Umrao Mayer

### **Tech Lead**

Philip Watts

### **Art Lead**

George Simmons

### **Programmers**

Brian Hendriks

Hanley Leung

Brian Lhota

Rob McLaughlin

Rolando Caloca Olivares

Dale Son

Jean-François Vézina

Chandra Yalangi

### **Artists**

Adam Bain

Christian Halsell

Shelly Johnson

Jeff Kleinzweig

Robert Miller

### **Audio**

Joel Simmons

### **Additional Programming**

Jonathan Leung

Anthony Yu

Romain Soson

Randy Platt

Anand Madhavapeddy

### **Additional Art**

Drew Krevi

James Cordero

Mayumi Shimokawa

### **Additional Design**

Bob Baker

Haven Rocha

### **Testing**

Tim Taylor

### **Mocap Actors**

Christian Lalonde

Pierre Dufour

Martin Lacroix

### **Motion Capture Studio**

Motion Analysis Studios

### **Special Thanks**

[www.Thunderpuck.com](http://www.Thunderpuck.com)

Chris Wszolek

Brian Fletcher

Harry Ouzounian

## **Visual Concepts Credits**

### **Executive Producer**

Greg Thomas

### **Project Manager**

Ben Bishop

### **Marketing/Public Relations**

Anthony Chau

Dan Gallardo

Stacey Kerr

Rustin Lee

Steve Raab

Mike Rhinehart

Brad Schlachter

### **Director of Quality Assurance**

Chien Yu

### **Lead Tester**

Damon Perdue

### **Assistant Lead Tester**

Robert Leach

### **Lead Network Tester**

Kurt Maffei

### **Mastering and Release Specialist**

Erik Andreassen

### **Quality Assurance**

Jason Bakke

Jason Battle

Aaron Baxter

Evan Boehler

Erick Boenisch

Robert Britt

Gabrielle Brown

Elton Brown

Simon Chan

## **Quality Assurance Cont.**

Joseph Chasan

Brian DeGraf

Adam Domenick

Andrew Gable

Robby Gant

Chris Ganz

Bruce Gerrits

Richard Horne

Enoch Kennett

Craig Kilcoyne

Brian Krawchuk

Josh LaBrot

Ben Lane

Albert Lofton

James Miller

Thomas Moyles

Evan Prieskop

Nathan Rodriguez

Mike Rogers

Mike Rose

Carlo de los Santos

Jerson Sapida

Randy Sison

Zach Timmerman

Aaron Tomko

Chris Watkins

Victor Wong

Dustin Wright

Casey (Boomsucka) Yost

### **QA Tech**

Jeremy Huddleston

Alan Trammel

Jonathan Yee

### **Manual Design**

Vicki Morawietz

**Manual Writer**

Tor Unsworth

**Special Thanks**

Jeff Thomas  
Randy Hauser  
Rob Jones  
David Perkinson  
Derrick Aynaga  
Asif Chaudhri  
Matt Underwood  
Matt Crysdale  
Alvin Cardona  
Brian Luzietti  
Larry Peacock  
Jake Baker  
Robert Nelson  
Junior Sison  
Rob Leach  
Mark Washington  
Rich Nelson  
Richard Yee  
Wayne Herman  
Raman Watson  
Jenn Baker  
Angela Hunter  
Sharon Hunter  
Justin Lin, TeamSphere  
Dave McCarthy (NHL)  
Linda M. Santiago (NHL)  
Catherine O'Brien (NHL)  
Ted Saskin (NHLPA)  
Mike Ouellet (NHLPA)  
Martin McQuaig (NHLPA)

**ESPN Credits****Special Thanks**

Rick Alessandri - SVP & GM  
of Enterprises  
George Bodenheimer -  
President ESPN, Inc.  
Lee Ann Daly - SVP  
Marketing  
Tim Horgan - Editor  
Introduction Movie  
Al Jaffe - VP, Talent and  
Administration  
Wil Reeder - Lawyer  
John Skipper - EVP  
Enterprises, Magazine and  
ESPN.com  
Tori Stevens - VP, Enterprises  
Aaron Taylor - VP, Marketing

**Thanks**

Peggy Brolly - Marketing  
Manager, ESPN Enterprises  
Brian Jaroch - Associate  
Producer, Sunday Night  
Football  
Mary Moore - Director, ESPN  
Enterprises Consumer &  
Media Products  
Chris Pelczynski - Graphic  
Designer  
Jay Rothman - Sr.  
Coordinating Producer, NFL  
Renata Sedzimir - Graphic  
Artist  
Eric Sorensen - Producer

## NOTES

This Software uses "DNAS" (Dynamic Network Authentication System), a proprietary authentication system created by Sony Computer Entertainment Inc. ("SCEI"). "DNAS" retrieves information about a user's hardware and software for authentication, copy protection, account blocking, system, rules, or game management and other purposes. The information collected does not identify the user personally. **A Publisher can combine this information with personally identifying information from the Publisher's records if the user provides the personally identifying information. Before providing any personal information to a Publisher, please be sure to review the Publisher's privacy policy and terms and conditions of use. Do not provide personally identifying information to a Publisher unless you accept the conditions of use and terms of their privacy policy.** SCEI, Sony Computer Entertainment America ("SCEA") and their affiliates cannot guarantee the continuous operation of the "DNAS" servers. SCEA shall not be liable for any delay or failure of the "DNAS" servers to perform. If you receive a message during login identifying a "DNAS" authentication error, please contact SCEA Consumer Services at 1-866-466-5333. For additional information concerning "DNAS", visit [www.us.playstation.com/DNAS](http://www.us.playstation.com/DNAS). In the event of a systems incompatibility or inoperability with DNAS, the sole liability of SCEI, SCEA and their affiliates shall be limited to the repair or replacement of the user's affected game software, console or peripherals at the option of SCEA. SCEA, its parents, affiliates, or licensed Publishers shall not be liable for any delays, system failures, authentication failures, or system outages, which may, from time to time, affect online game play or access thereto.

All Trademarks are the property of their respective owners.

The names and logos of all the arenas are trademarks of their respective owners and are used by permission.

The "SOUTHWEST AIRLINES" logo is a registered trademark of Southwest Airlines, Co. in the United States and is used under license from Southwest.

"DODGE" is a trademark of DaimlerChrysler Corporation.

Certain Trademarks used herein [or hereon] are properties of American Airlines, Inc. used under licence to Sega. All rights reserved.

**ESPN**  
THE MAGAZINE

THE NEXT BEST THING  
TO WORKING AT ESPN.

Get 26 issues of ESPN The Magazine  
and exclusive access to ESPN Insider.



➔➔➔ **ESPN Insider Features:**


- FULLY CUSTOMIZED SPORTS PAGE
- 500 LINKS DAILY TO SPORTS STORIES AROUND THE WEB
- WIRELESS ALERTS DELIVERED RIGHT TO YOUR PHONE
- DISCOUNTS ON ESPN FANTASY GAMES

➔ **FREE 30-Day Trial!**

LOG ON TO ➔ **ESPN.COM, Keyword Insider**  
OR CALL ➔ **1.888.549.ESPN**



**ESPN**



# THE NHL ON ESPN

## 2003 TV SCHEDULE

Wednesday, October 8* (NHL Opening Night)	8:00pm	Mighty Ducks vs. Stars Devils vs. Bruins Wild vs. Blackhawks
Thursday, December 4	7:30pm	Red Wings vs. Blues
Thursday, December 11	9:00pm	Red Wings vs. Blackhawks
Thursday, December 18*	8:00pm	Islanders vs. Rangers or Sharks vs. Blues
Thursday, January 15	9:00pm	Stars vs. Avalanche
Thursday, January 22	7:30pm	Flyers vs. Rangers
Thursday, January 29	7:30pm	Islanders vs. Bruins
Thursday, February 5	8:00pm	Red Wings vs. Avalanche
Thursday, February 12*	7:30pm	Avalanche vs. Blues or Flyers vs. Rangers
Sunday, February 15	2:00pm	Kings vs. Devils
Thursday, February 19*	7:30pm	Bruins vs. Flyers or Sharks vs. Blackhawks
Sunday, February 22	4:00pm	Mighty Ducks vs. Stars
Thursday, February 26	8:00pm	Blues vs. Avalanche
Sunday, February 29*	4:00pm	Penguins vs. Islanders or Kings vs. Mighty Ducks
Thursday, March 4	7:30pm	Rangers vs. Bruins
Sunday, March 7	4:00pm	Sharks vs. Stars
Thursday, March 18*	7:30pm	Maple Leafs vs. Flyers or Wild vs. Bruins
Thursday, March 25	8:00pm	Red Wings vs. Avalanche
Sunday, March 28*	4:00pm	Blues vs. Blackhawks or Mighty Ducks vs. Wild
Sunday, April 4*	3:00pm	Blues vs. Wild or Blackhawks vs. Stars or Capitals vs. Penguins

*All times ET. All games are exclusive. Schedule is subject to change.*

*\*Regional telecast. Check local listings.*



**ESPN**

**\*THIS LIMITED WARRANTY IS VALID FOR SEGA PRODUCTS FOR PLAY ON PLAYSTATION®2 COMPUTER ENTERTAINMENT SYSTEM MANUFACTURED FOR SALE IN AND PURCHASED AND OPERATED IN THE UNITED STATES AND CANADA, ONLY!**

### **Limited Warranty**

SEGA of America, Inc. warrants to the original consumer purchaser that the game disc or cartridge shall be free from defects in material and workmanship for a period of 90-days from the original date of purchase. If a defect covered by this limited warranty occurs during this 90-day warranty period, the defective game disc or cartridge will be replaced free of charge. This limited warranty does not apply if the defects have been caused by negligence, accident, unreasonable use, modification, tampering, or any other causes not related to defective materials or manufacturing workmanship. This limited warranty does not apply to used software or to software acquired through private transactions between individuals or purchased from online auction sites. Please retain the original, or a photocopy, of your dated sales receipt to establish the date of purchase for in-warranty replacement. For replacement, return the product, with its original packaging and receipt, to the retailer from which the software was originally purchased. In the event that you cannot obtain a replacement from the retailer, please contact Sega to obtain support.

### **Obtaining technical support/service**

To receive additional support, including troubleshooting assistance, please contact Sega at:

- web site . . . . . <http://www.sega.com>
- e-mail . . . . . [support@sega.com](mailto:support@sega.com)
- telephone . . . . . 1-716-650-6702

ANY APPLICABLE IMPLIED WARRANTIES, INCLUDING WARRANTIES OF MERCHANTABILITY AND FITNESS FOR A PARTICULAR PURPOSE, ARE HEREBY LIMITED TO 90 DAYS FROM THE DATE OF PURCHASE AND ARE SUBJECT TO THE CONDITIONS SET FORTH HEREIN. IN NO EVENT SHALL SEGA OF AMERICA, INC., BE LIABLE FOR CONSEQUENTIAL OR INCIDENTAL DAMAGES RESULTING FROM THE BREACH OF ANY EXPRESS OR IMPLIED WARRANTIES. THE PROVISIONS OF THIS LIMITED WARRANTY ARE VALID IN THE UNITED STATES AND CANADA ONLY. SOME STATES DO NOT ALLOW LIMITATIONS ON HOW LONG AN IMPLIED WARRANTY LASTS, OR EXCLUSION OF CONSEQUENTIAL OR INCIDENTAL DAMAGES, SO THE ABOVE LIMITATION OR EXCLUSION MAY NOT APPLY TO YOU. THIS WARRANTY PROVIDES YOU WITH SPECIFIC LEGAL RIGHTS. YOU MAY HAVE OTHER RIGHTS THAT VARY FROM STATE TO STATE.

Sega is registered in the U.S. Patent and Trademark Office. Sega and the Sega Logo are either registered trademarks or trademarks of Sega Corporation. © SEGA CORPORATION, 2003. All Rights Reserved. NHL and the NHL Shield are registered trademarks of the National Hockey League. All NHL logos and marks and team logos and marks depicted herein are the property of the NHL and the respective teams and may not be reproduced without the prior written consent of NHL Enterprises, L.P. © 2003. All rights reserved. © NHLPA. ESPN NHL Hockey is an Officially Licensed Product of the NHLPA. NHLPA, National Hockey League Players' Association and the NHLPA logo are trademarks of the NHLPA and are used under license by Sega of America, Inc. ESPN is a trademark of ESPN, Inc. ESPN Branded Elements ©2003 ESPN.

RSA BSAFE® SSL-C and Crypto-C software from RSA Security Inc. have been installed. RSA is a registered trademark of RSA Security Inc. BSAFE is a registered trademark of RSA Security Inc. in the United States and other countries. RSA Security Inc. All rights reserved.

This software uses "DNAS" (Dynamic Network Authentication System), a proprietary authentication system created by Sony Computer to provide security and to help protect copyrighted content. The unauthorized transfer, exhibition, export, import or transmission of programs and devices circumventing its authentication scheme may be prohibited by law. For additional information, see [www.us.playstation.com/DNAS](http://www.us.playstation.com/DNAS).

COMING SOON

# ESPN



# BASKETBALL

PlayStation 2



2K4  
SEGA



Sega of America, Inc., 650 Townsend Street, Suite 650, San Francisco, CA 94120

Sega is registered in the U.S. Patent and Trademark Office. Sega and the Sega logo are either registered trademarks or trademarks of Sega Corporation ©SEGA CORPORATION, 2003. All Rights Reserved. The NBA and individual NBA member team identifications used on or in this product are trademarks, copyrighted designs and other forms of intellectual property of NBA Properties, Inc. and the respective NBA member teams and may not be used, in whole or in part, without the prior written consent of NBA Properties, Inc. ©2003 NBA Properties, Inc. ESPN is a trademark of ESPN, Inc. ESPN Branded Elements ©2003 ESPN, Inc.

Licensed for play on the PlayStation 2 computer entertainment systems with the NTSC U/C designation only. "PlayStation" and the "PS" Family logo are registered trademarks of Sony Computer Entertainment Inc. The ratings icon is a trademark of the Interactive Digital Software Association. Manufactured and printed in the U.S.A. THIS SOFTWARE IS COMPATIBLE WITH PLAYSTATION 2 CONSOLES WITH THE NTSC U/C DESIGNATION. U.S. AND FOREIGN PATENTS PENDING.